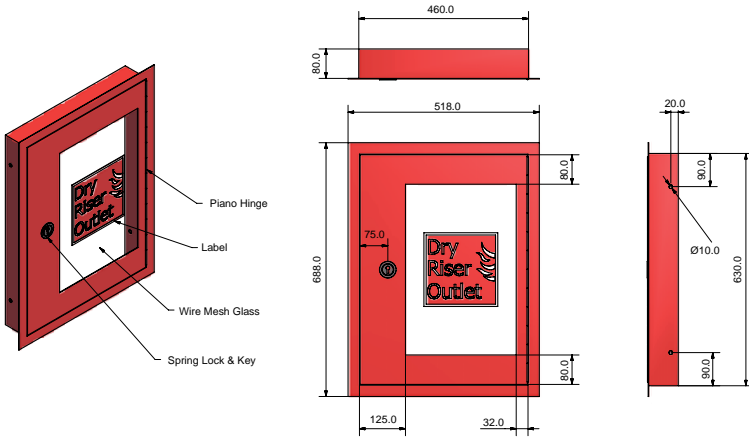


Dry Riser Cabinet Frames & Doors

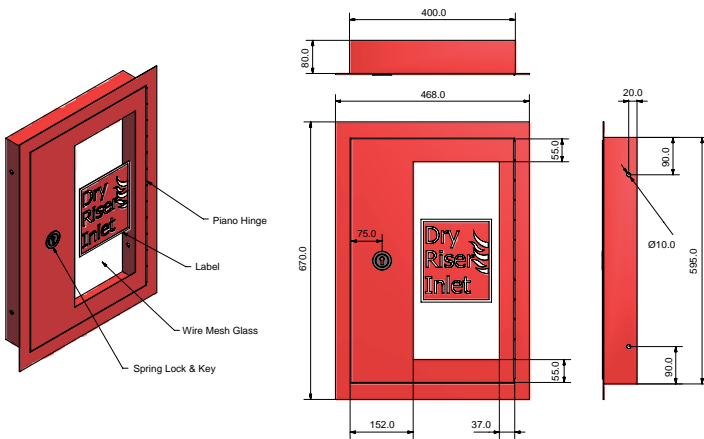
C-DR4, C-DR6 & C-DR7

Dry Riser Outlet Frame (Architrave) & Door



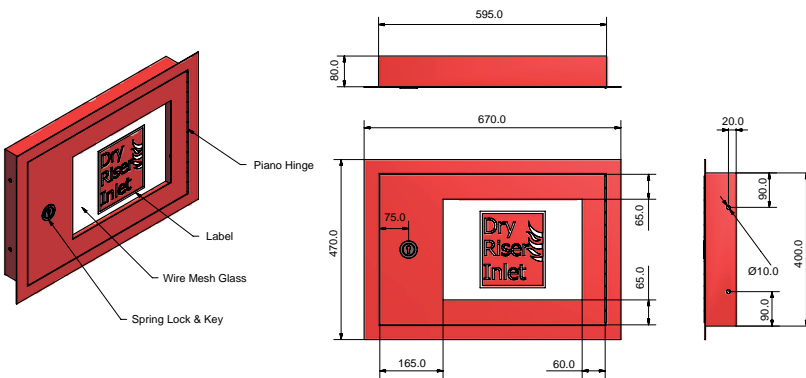
- **Material:**
1.5 mm EG Plate
- **Finish:**
Red Epoxy Powder Coated
- **Weight:**
10.1kg
- **Part Number:** C-DR4

Dry Riser Inlet Vertical Frame & Door



- **Material:**
1.5 mm EG Plate
- **Finish:**
Red Epoxy Powder Coated
- **Weight:**
9.8kg
- **Part Number:** C-DR6

Dry Riser Inlet Horizontal Frame & Door



- **Material:**
1.5 mm EG Plate
- **Finish:**
Red Epoxy Powder Coated
- **Weight:**
9.8kg
- **Part Number:** C-DR7